

# Features for the Tournament Director

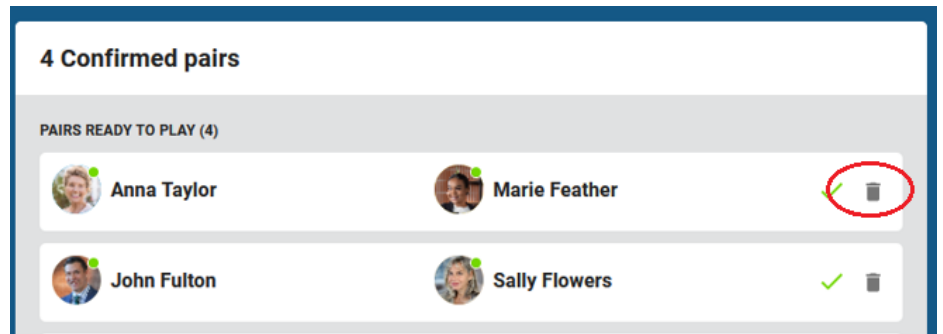
## Summary

Bridgemate Play offers various features to enable directors to run the online game smoothly. This article explains these features.

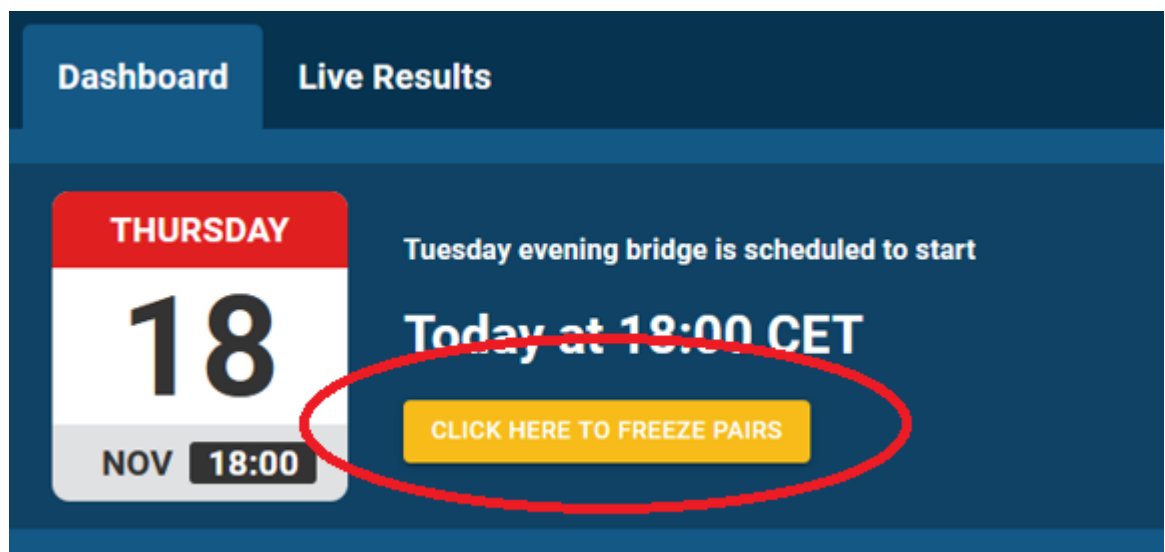
## Procedure

### Features in the lobby before game is started

- **Break up pair combinations.** In the list of confirmed pairs, you can undo a partnership by clicking on the bin icon next to the partnership.

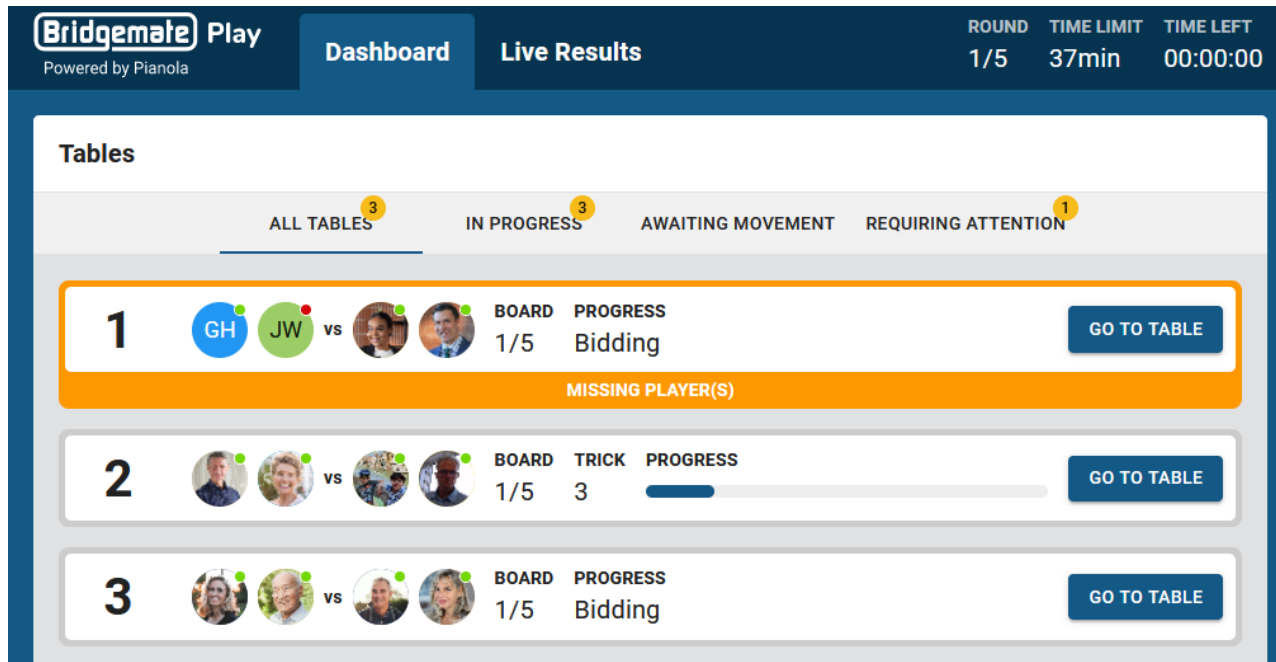


- **Confirm number of online pairs.** To start the online game, the number of pairs must be confirmed and entry must be closed. Click on "CLICK HERE TO FREEZE PAIRS"



# Features during the game

- **View progress of all tables.** The dashboard provides an overview of all the tables in play, their current position in the round, and which table requires attention.



- **Go to a table.** Visit a table to view its current activity.
- **Resolve claim issues.** When a claim is disputed, the TD can review the claim and assign the number of tricks to each pair.
- **Make announcements to all tables.** Make an announcement to every table at once.
- **Start next round.** Start the next round by pressing the yellow "Start next round" button.



- **View scores and hand records.** Go to Live Results to view the current ranking, board results and hand records.
- **Make score corrections.** View the travelers in Live Results to change a board result.

TDs can be playing or non-playing. Playing TDs only have access to the travelers and hand records of those boards they have already played.