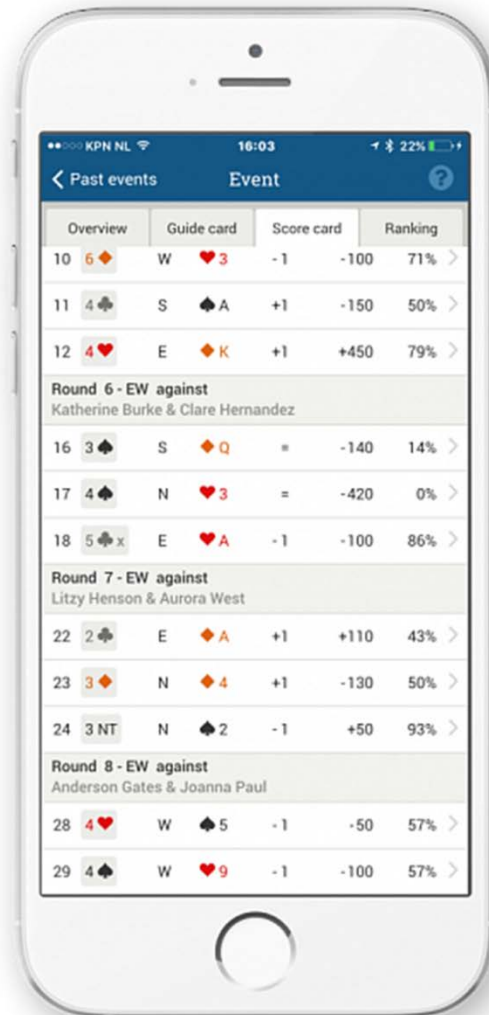


Bridgemate[®] App



Tournament Director and Club Manager Features

Version 2

© 2004-2017 Bridge Systems BV


Adapted for North American use
Bridgemate.US, LLC – 2017

Introduction

Tournament director functions have been introduced in version 2.0 of the Bridgemate App. People who are registered as a TD/manager with a club have access to all the club events in the Bridgemate App, even when they are not playing in the event. The app helps the TD to monitor a session, and it is also possible for them to receive TD calls on their smartphone.

Installing the Bridgemate App

Players or TDs must do the following to install and activate the Bridgemate App on their smartphone:



- To download the app, the TD must open the App Store on their iOS device, or Play Store on their Android device and search for “Bridgemate.” The Bridgemate App – published by Bridge Systems BV, can be recognized by this logo: 
- The TD must start the app and create a player account within it. A name, email address and password are required. An email with a verification link is sent to the email address provided. The TD needs to click on the link in the confirmation email to activate their account. Now he/she can log in to the App with the email address and password.
- When logged in, the TD must register with the club for which they are a tournament director. They need to select their country and state/province, then select their club and enter the member number they are identified with at the club. It is possible to register with multiple clubs. A non-playing TD/manager can register using any number, but must ensure that the number is not used by any of their players.

Adding tournament directors

Clubs can set which members of their club are tournament directors / Managers through the Bridgemate club account pages on the Bridgemate website.

Add or remove tournament directors:

- Go to www.bridgemate.us/App/club-login/ then **App → Club Login → Player registrations**.
- Mark the **Manager/TD** checkbox for a player to indicate that person is a TD or club manager. You can mark multiple players as a TD/manager.
- If you want this person to also receive TD calls on their smartphone, select either **Yes, for all sections** or **Yes, except own section**. The latter only applies to a playing TD who will then not receive TD calls for the section in which he/she is playing. Select **No** if you don't want that person to receive TD calls.
- In this example, Robert Moore is marked as a TD; Alice Taylor is not marked. As soon as a person is marked as a TD, they are a TD for every session until the settings are changed. There is no change needed in BCS.

Player registrations				
Overview of registered players				
Full name	E-mail address	Player number	Manager / TD	Validated
Robert Moore		10299	<input checked="" type="checkbox"/> Accept TD-calls: Yes, of all sections	Yes 
Alice Taylor		12345	<input type="checkbox"/>	Yes 

Playing and non-playing tournament directors

A director can be playing or non-playing, and this determines the functions that are available in the Bridgemate App. A non-playing director automatically has access to all of the entered board results. A playing director doesn't have access to the results of any boards (s)he hasn't played yet. The App automatically recognizes whether a director is playing or not by their membership number.

Tournament director functions

The tournament director has access to four extra functions within the Bridgemate App:

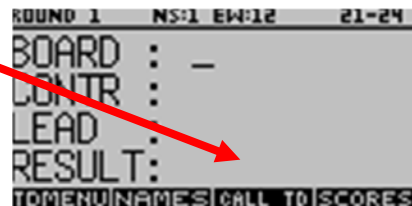
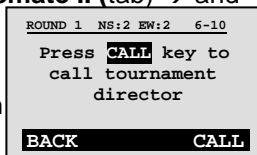
- Receive TD calls
- Session monitor
- Overview of players
- Overview of board results

To receive TD calls from the Bridgemate on the Bridgemate App, the players must be using Bridgemates II with firmware version 2.3.1 or newer. For all the other functions, players can be using any version of the Bridgemate Pro or Bridgemate II.

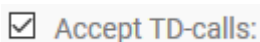
Receive TD calls

From firmware version 2.3.1 onward on the Bridgemate II, it is possible to call the director using a button on the Bridgemate. You can turn this function on BCS - go to **Tools → Options → Bridgemate → Bridgemate II (tab) →** and select **Allow TD calls from Bridgemate**.

When players press the **Call TD** button → then the **Call** button, a message is sent to BCS and is relayed through the Bridgemate App server to the director's phone.



There will be a brief “knocking” sound on the scoring computer – if the sound is turned on. Also, if the scoring computer has internet access – and BCS is configured with the App active – the Call TD signal will be uploaded to the App server for relay to each person registered to



Session

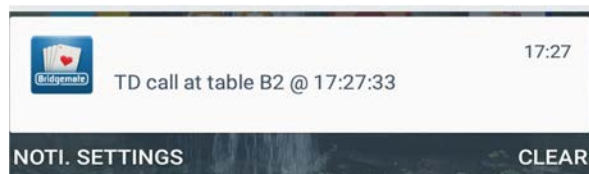
The event's progress is displayed on this tab. It's the same as in BCS; the tables are displayed in rows, with the rounds in columns. A TD can see at a glance which tables are slow or forget to enter their scores in the Bridgemate.

In this screenshot, round 4 is currently being played.

Ranking	Session	TD Calls	Boards	Players		
	1	2	3	4	5	6
A1	4	2				
A2	4	3				
A3	4	2				
A4	4	2				
A5	4	3				
A6	4	2				
B1	4	3				
B2	4	2				
B3	4	2				
B4	4	3				
B5	4	2				

Phone Configuration to receive TD Calls

When the TD's Android smartphone, iPad or iPhone is locked or in the “idle” mode, TD Calls will come through to the device with a banner displayed on the screen – and an audible signal (if the device is appropriately configured). If the director clicks on the banner their phone opens to the Bridgemate App on the **TD** tab:



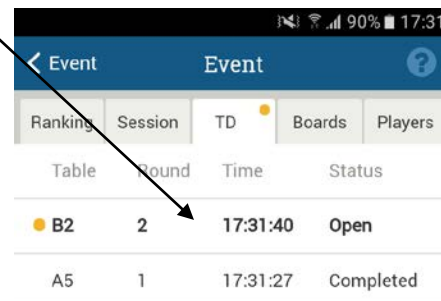
It should be noted that if the TD's device has the Bridgemate App running (open), there will be no banner, nor any audible signal. There will just be a yellow round dot on the TD tab. See example below.

The director can see any incoming calls on this tab. By clicking on an open call, the director can mark it as ‘Completed’. This is updated on the phones of all other directors; it does not update the BCS TD Call display.

To receive TD calls on a phone:

1. The Club's Player-registrations settings must approve each "Manager / TD." See "Mark Users as TD's" on the previous page. In addition to authorizing a person to "Accept TD calls" select one of the drop-down box options:
 - NO
 - Yes, of all sections
 - Yes, except own section
2. The smartphone/iPad/iPhone must be configured to accept "Notifications." The following settings may be used to enable audible and banner notifications;

Note: There will be no audible nor banner notification when the Bridgemate App is open.



Android Smartphone (Settings)

Wi-Fi: Probably = Off
 Device – Sound & Notification:
 Vibration – does not affect sound
 Do not disturb = Off
 Lock screen = Show all notifications
 Apps – Set notifications for Apps =
 Bridgemate: Block = Off
 Priority = On
 Allow peeking = On
 Notification LED = Off
 Default notification sound = as desire

iPad (Settings)

Wi-Fi = On and Connected
 Display & Brightness:
 Auto-Lock = 2 minutes
 Lock / Unlock = On
 Notifications → Bridgemate
 Allow notifications = On
 Show in Notification Center = On
 Sounds = On
 Badge App Icon = On
 Show on Lock Screen = On
 Alert style when unlocked = Alerts
 Control Center:
 Access on Lock Screen = On
 Access Within Apps = On
 Do Not Disturb: Silence: Only when locked
 General: Restrictions = Off
 Bridgemate: Background App refresh = On
Note: The 3-note sound cannot be changed.

iPhone (Settings)

Alert styles – Notifications settings:
 Allow Notifications = On
 Show in Notification Center = On
 Sounds = no effect
 Badge App Icon = On
 Show on Lock Screen = On
 Alert style when unlocked = Alerts
 Notifications → Bridgemate (see iPad to left)
 Do Not Disturb = Off (Manual if On)
 Silence: Only when locked
 Sound and Haptics = Desired loudness
 Lock sounds = On
 Bridgemate: Background App refresh = On
 Notifications: Same as iPad Oto left)

Note: The 3-note sound cannot be changed

Special Note:
 The audible signal and banners do not consistently appear on iPads. Keep the Bridgemate App open and watch the TD tab.

Players (overview)

On this tab, the tournament director can see which player is where in each round. The director can also see players’ membership numbers. Players are sorted by table numbers. By selecting a different section or round, players of that section/round are displayed.

Table	Pair	Player	Number
A 1-NS	1	Dawson Rowland	1234
		Earlene Warren	8901
A 1-EW	1	Cecilia Cole	4567
		Desiree Wilkerson	2345
A 2-NS	2	Dylan Sidney	6789
		Antonia Gabriels	5678
A 2-EW	2	Jerome Lamar	0123
		Cade Hilton	0021
A 3-NS	3	Elwin Heath	2314
		Lorena Kimberly	45378
A 3-EW	3	Charis Williams	5641
		Jerold Causer	13634
A 4-NS	4	Roderick Scrivenor	12437
		Sullivan Bancroft	2234
A 4-EW	4	Luther Jacobs	234654
		Tamara Fuller	0056
A 5-NS	5	Tod Patterson	3232
		Kelly Townsend	23424

Boards



On this tab, the tournament director has access to all the board results entered on the Bridgemate. By clicking on a board number, the App displays all the scores on that board. The hand record – if available – can be displayed, too.

In this screenshot, board 14 in Section A is **red**. This means that there is a suspicious contract on the board.

Note: If you are playing as a tournament director, you can only see the scores in your section after you have played them.

Ranking

On this tab (not shown), the director can see the running score of every section, while players can only see the running score of their own section.

More Information

For more information on the Bridgemate App, tips for how to use it, FAQs and troubleshooting advice, please visit the Bridgemate.us web site at www.bridgemate.us/App/